

Snowman Patterns

Instructions:

Print pages. Complete the activities as part of your winter or Letter S lessons.

Terms of Use:

This product may be used for your own classroom or personal use. It may not be shared as a pdf file, on the web, or in any other way.

© homeschoolpreschool.net




Copyright Thanks:




Graphics used in this product were created by Deeder Do Designs.






Snowman Patterns




Directions: Print these pages on cardstock, and laminate for durability. Clip the snowmen to complete an AB pattern.











Directions: Print these pages on cardstock, and laminate for durability. Clip the snowmen to complete an ABC pattern.











Directions: Print these pages on cardstock, and laminate for durability. Clip the snowmen to complete an AAB pattern.





Directions: Print these pages on cardstock, and laminate for durability. Clip the snowmen to complete an ABB pattern.





Directions: Print these pages on cardstock, and laminate for durability.

