

v van an



© Fairy Poppins for Playdough to Make

p pan an



© Fairy Poppins for Playdough to Make

n nap ap



© Fairy Poppins for Playdough to Make

c cap ap



© Fairy Poppins for Playdough to Make

c cat



© Fairy Poppins For Playdough To Make

c cab




© Fairy Poppins For Playdough To Make

t tag



© Fairy Poppins For Playdough To Make

h ham



© Fairy Poppins For Playdough To Make

w



eb

© Fairy Poppins for Playdough To Build


b



ed

© Fairy Poppins for Playdough To Build

p



en

© Fairy Poppins for Playdough To Build

j



et

© Fairy Poppins For Playdough To Make

n



et

© Fairy Poppins For Playdough To Make

p



ig

© Fairy Poppins For Playdough To Make

p



in

© Fairy Poppins For Playdough To Make


d



ip

© Fairy Poppins For Playdough To Make


l



ip

© Fairy Poppins for Playdough To Make

p



od

© Fairy Poppins for Playdough To Make

r



od

© Fairy Poppins for Playdough To Make

l




og

© Fairy Poppins for Playdough To Make




m



op

© Fairy Poppins For Playdough To Stars


p



ot

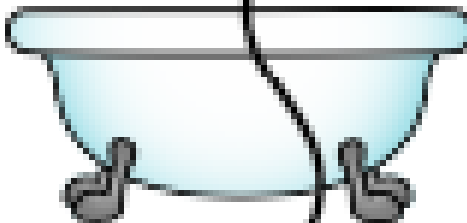
© Fairy Poppins For Playdough To Stars

s



ub

© Fairy Poppins For Playdough To Stars

t  ub

© Fairy Poppins For Playdough To Plato

r  ug

© Fairy Poppins For Playdough To Plato


g  um

© Fairy Poppins For Playdough To Plato

b  un

© Fairy Poppins For Playdough To Plato

c



up

© Fairy Poppins For Playdough To Posts

p



up

© Fairy Poppins For Playdough To Posts


c



ut


© Fairy Poppins For Playdough To Posts

n

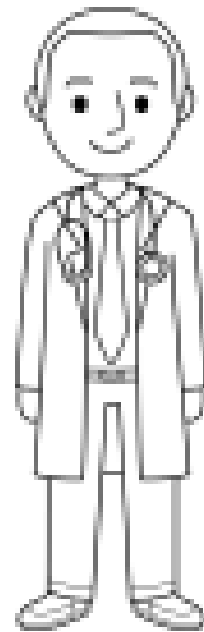


ut

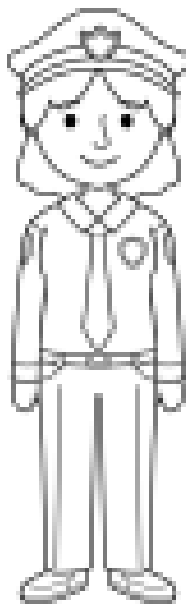
© Fairy Poppins For Playdough To Posts



When I Grow Up



I can be a doctor.



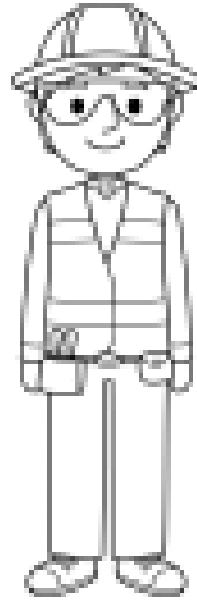
I can be a police
officer.



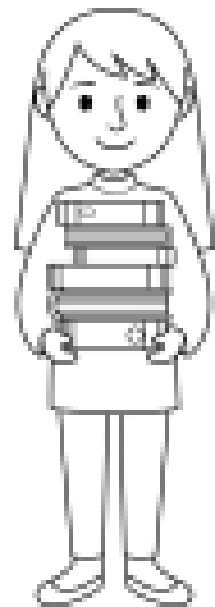
I can be a chef.



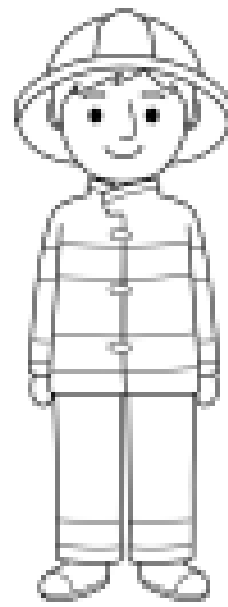
I can be a teacher.



I can be a
construction worker.




I can be a librarian.



I can be a firefighter.



I can be a
veterinarian.




I can be anything I
want to be.

Name _____

Patterns

Directions: Use cubes to make a pattern. Color the cubes to show the pattern you made.




© Heidi P. Taylor

Name _____

Patterns

Directions: Use cubes to make a pattern. Color the cubes to show the pattern you made.



© Heidi P. Taylor